

Australian Pea Flower Study Group

PEA MAIL

Newsletter No.1 September 2020

ISSN:2652-8258

Editor: Shirley McLaran | 45 Forest Lake Way Toronto NSW 2283 | fabpeamail@gmail.com

Welcome

Welcome to the Australian Pea Flower Study Group. At the ANPSA biennial conference in Albany last year, a small group of pea enthusiasts expressed interest in reigniting the study group previously known as the Fabaceae Study Group. The name has been changed to accentuate the focus of the group on only those legumes that have pea-flowered plants, rather than the entire legume family. There will be more on this in the newsletter.

As this is the first newsletter, it will mostly be an introduction and future content will be driven by the interests of the membership, which now numbers around 60, and another 20+ have expressed an interest in joining. It is also the first time I have written a newsletter, so I am feeling my way. I have some ideas of topics I want to feature regularly, but I hope to receive more ideas from you.

One of these ideas came to me recently. I don't have many pea flowers growing in my garden, but I do like to wander through the reserve at the end of my street, and when I did a tally, I was surprised by how many peas were growing there. I think of it as my pea patch. Your pea patch might be a balcony garden, a suburban garden, a farming property, a regeneration project or a local reserve. Whatever form your pea patch takes, I'd like to hear about it. In this issue, pea patches include gardens in Wyoming, NSW, and Montrose, VIC; an avocado farm in WA; and bush peas in the UK.

We are coming in to what is the best time of year for seeing pea flowers in all their glory. I do hope you make the most of Spring and I receive many stories and accompanying photos of your favourite spring pea flowers to share with the membership. Send all correspondence to fabpeamail@gmail.com.

My heartfelt thoughts are with everyone affected by COVID19, especially the Victorians who are doing it so tough at this time.

Shirley McLaran

Study Group Leader and Newsletter Editor



Hardenbergia violacea

In This Issue

- What's in a name?
- 'Key' Feature
- The Prickly Bush Pea
- Winter in Wyoming
- *Callistachys lanceolata*
- Gardening with peas in Montrose
- Bushfire Recovery

What's in a name? You say 'Fabaceae', I say 'Faboideae'


You may be wondering why this study group has been restarted with the name Australian Pea Flower Study Group. Why not Fabaceae Study Group as it has been named before?

Fabaceae is the legume family, the plants of which are generally recognised by their pod-shaped fruit. It is also commonly referred to as the pea and bean family and the scientific name Fabaceae is interchangeable with Leguminosae and Papilionaceae (in reference to the butterfly-like flowers). Although three distinct families are recognised by some authorities—Fabaceae (pea flowers), Mimosaceae (Acacia and relatives), and Caesalpinaceae (Senna, Cassia and relatives)—it is widely accepted that all legumes belong to the Fabaceae family of which Faboideae, Mimosoideae, and Caesalpinioideae are subfamilies*. The latter classification has been adopted by Australian herbaria and is used on the ANPSA website.

That means not all members of the Fabaceae family have the 'typical' pea flowers. Plants with pea-shaped flowers are a subfamily of Fabaceae, and the name of that subfamily is Faboideae or Papilionoideae. Faboideae is the largest group of legumes. In Australia, Faboideae is represented by around 160 genera and over 2000 species. For an introduction to the structure of a pea flower and some of the most common Australian genera, click [here](#).

Hence, as the group is focusing on those Australian plants with 'pea' flowers, and Faboideae isn't a familiar term, the group is being resurrected as the Australian Pea Flower Study Group. Even though as a subgroup of the ANPSA it may seem unnecessary to add 'Australian' to the name, the purpose is to make it clear to plant enthusiasts globally that this group is purely about Australian Pea Flowers.

Faboideae



Caesalpinioideae



Mimosoideae



The fruit of all these flowers are legumes (Fabaceae) but only *Platylobium formosum* is a pea flower.

*Under a classification proposed by the Legume Phylogeny Working Group, six subfamilies are recognised and Mimosoideae is abandoned, however the rank of Faboideae is unchanged. For more information on this classification click [here](#).

Key Feature

The first key to be featured in the newsletter is the 'Plants of South Eastern New South Wales' by Betty Wood. It is an interactive key containing over 230 fact sheets for pea flowers. Use it on your desktop or download the app to your smart phone for free.

The key covers an area bounded by the NSW-Vic border to the south as far west as Albury, north from Albury to approx. 100 kms west of Forbes, and East through Bathurst to Gosford on the Central Coast. Nonetheless, many of the plants can be found outside this area.

The fact sheets give detailed notes about the plant, habitat, and geographic distribution; and provides a link to PlantNet.

Be aware that the key includes Polygalaceae in the peas/beans plant group.



Tips for navigating the key

Select only the pea flowers

In the features list, scroll down to Major plant group and tap it to open the list.

Scroll down to Peas/Beans.

Plants that don't fit the selection are discarded.

2660 entities discarded, 241 remaining

Narrow your selection

Choose identifying features to reduce the number of entities remaining.

Click on the remaining tab to reveal the list.



Click on a species to view the fact sheet.

Swipe to look through fact sheets

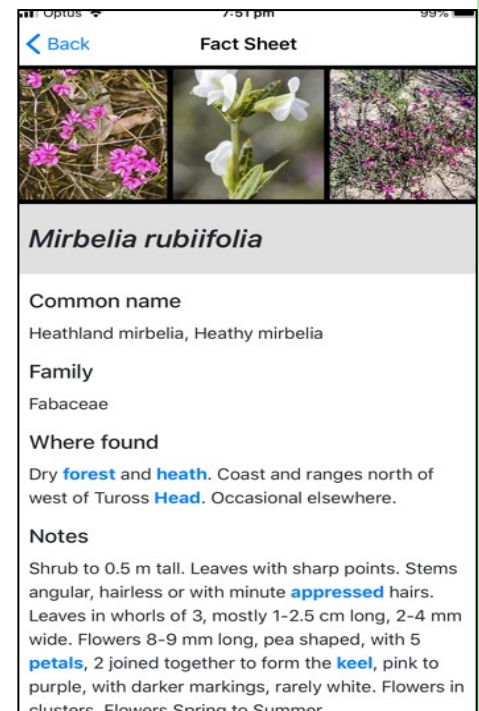

Use the glossary

Glossaries are great for understanding botanical terms.

Click on words in blue or access the Glossary from the menu.

Enjoy

The process explained here generally applies to interactive keys, although they may differ in appearance. You might like to have a look at the key to [Pea Flowers of Western Australia](#) for comparison.



The Prickly Bush Pea

Judy Clark, UK

Everybody knows what a pea flower looks like; you only have to think gorse, sweet peas, or runner beans to recall one. Such plants belong to the plant family known as the Fabaceae, It has representatives all over the world, including many southern hemisphere ones in Australia and New Zealand. The pretty *Pultenaea juniperina*, the prickly bush-pea, is one of these.

The genus *Pultenaea* Sm. was named and described by the founder of the Linnean Society, James Edward Smith (hence the Sm. attached to the name), in the first published book on the flora of Australia, *A Specimen of the Botany of New Holland* (1794). Smith explains he chose this name "to commemorate the merits of a very amiable and deserving English Botanist, Dr Richard Pulteney, F.R. and F.L.S., of Blandford in Dorsetshire, well known by his *Sketches of the Progress of Botany in England* and more especially by his *Biography of Linnaeus*."

Pultenaea juniperina Labill. was named in 1805 by the French naturalist and explorer Jacques-Julien Houtou de Labillardière, apparently from a Tasmanian specimen. The specific epithet refers to the leaves: 'juniper-like'. It is widespread in south east Australia, being found in Tasmania, Victoria, New South Wales and the Australian Capital Territory. It grows in a variety of habitats; for example, in Victoria it is found mostly in heathland or as an understory plant in moist forests.

I bought my plant from Plantbase nursery and it went into my garden in summer 2017. The advice in the indispensable Elliot and Jones (2002) is that it is an adaptable plant that will grow in a range of soils and conditions. Promising for growing it in the UK, but a bit of a headache when it came to deciding exactly where to put it. But having also read that it tolerates moderately heavy frosts (which is not the same as tolerating long periods of low temperatures) I settled for halfway down the garden (it's on a slight downhill slope) in a sunny spot with a bit of overhead shelter from adjacent plants. I also made sure I improved the drainage with grit before I planted it. It is now 70 cm tall and can apparently get to 1.5m in height, as well as spreading sideways by sending out suckers, though I have not (yet) observed my plant doing so.

Like many of the bush-peas *P. juniperina* has bacon and egg coloured flowers. They are small, but there are lots of them and they have a slight sweet fragrance. As its common name suggests the short narrow leaves are quite prickly, but that will only become tricky if my plant ventures onto the nearby path.

In my garden it has turned out to be a plant of great forbearance. In early 2018 it sailed through some very strong and very cold easterly winds, dubbed the 'beast from the east'. Those winds were followed by an extended dry period during which I left my little bush pea to its own devices. One day in early summer I noticed that many of its leaves were wilted, and had turned an ominous shade of dirty beige. I've lost it for sure I thought. But no, a bit of judicious pruning and much watering saw it recover. (This episode reminded me that I have lost more Australian plants to lack of water than I have to cold!)



Pultenaea juniperina

Continued >

The Prickly Bush Pea (continued)

<Previous

Being legumes, pultenaeas need the help of special bacteria to survive. Almost all legumes have growths on their roots called nodules which are inhabited by bacteria which 'fix' atmospheric nitrogen and pass this essential nutrient to the plant in a form which it can use. According to Elliot and Jones pultenaeas form a relationship with bacteria from the genus *Rhizobium* and don't grow (so) well in their absence. I haven't examined the roots of my plant for nodules - that might be testing its forbearance rather too much - but if I do get any suckers I will take a look. What I find could tell me something about the extent to which my bush-pea needs rhizobia to flourish in the northern hemisphere. It seems to me to be doing well, but I don't have anything to compare it with. In some of the species accounts, but not the one for *P. juniperina*, Elliot and Jones do mention that lack of suitable rhizobia may be why the *Pultenaea* in question is difficult to grow.

Having apparently succeeded (so far) with one bush-pea I'd quite like to try more. One is *P. daphnoides*, the large-leaved bush-pea, which is another species widespread in the south eastern states. It has larger flowers than *P. juniperina*, but of a similar yellow and orange hue. Another species with relatively large flowers is *P. stipularis* Sm. (the type species), first grown in England in 1792 by Alexander Murray in the Stockwell Garden of Benjamin Robertson. Murray provided James Edward Smith with the specimen he used to name the species. However it seems to me a doubtful candidate for outside cultivation in the UK, hailing as it does from coastal NSW. A third species that I fancy is *P. subalpina*, the rosy bush-pea, which has pink flowers and hails from the Grampians in Victoria. Unfortunately it's one of those that seem to be fussy when it comes to nitrogen-fixing bacteria. I wonder if anyone has tried to cultivate any of these?

Pultenaea is a relatively large genus and there must be other species that might take to cultivation here. Just how many species there are is a moot point. The online Flora of Victoria, a site I highly recommend and which I used to check that my plant is correctly named, recognises 126 species, but this total includes a species named *P. forsythiana* which most other states treat as belonging to *P. juniperina*. In fact, it was discovering this that led me, rather late in the day, to key out my plant. Fortunately for this article it keyed out as *P. juniperina*.

References

Note: all websites accessed April or May 2020

ANPSA (Australian Native Plants Society (Australia)). Australian Pea-flowered Plants, at anpsa.org.au/peas.html

Australian Plant Name Index, *Pultenaea*, at www.anbg.gov.au/apni/

Elliot, WR and Jones, DL (2002). *Encyclopaedia of Australian Plants suitable for cultivation* (volume 8). Melbourne: Thomas C. Lothian Pty Ltd, pp. 128-9, 136, 143-4 and 157-9

Royal Botanic Gardens Victoria. Flora of Victoria, *Pultenaea*, at vicflora.rbg.vic.gov.au/flora/search

Smith, JE (1794). *A Specimen of the Botany of New Holland*. London: J. Sowerby, pp. 35-8, tab. 12, accessed via Biodiversity Heritage Library at www.biodiversitylibrary.org/

Winter in Wyoming

Barbara Melville, NSW

There are three stunning plants of *Chorizema cordatum* scrambling all over and through their neighbouring plants in our garden. One plant receives predominantly morning sun, another receives around 4 hours afternoon sun per day and the third plant receives mainly just filtered sun for about 3 hours. The soil is on the sandy side and they survive wet and dry seasons very well. The highlight is when they begin flowering from early July but spot-flowering throughout the year is a welcome bonus. All three plants have slightly different shades of orange and purple / pink flowers. The *Chorizema cordatum* shrub grows to around 1 to 1 1/2 metres here although some of the branches can be much longer. It is a good idea to prune them after the main flush of flowers. A fabulous plant to brighten a winter's day.



Chorizema cordatum



Indigofera australis

At around two metres tall and wide our *Indigofera australis* delights us with its dainty deep pink flowers around July each year. It should probably have been pruned more often during its life but even though it is quite woody it still has attractive stems. The buds are also a dark purplish black treat. It receives filtered sun for most of the day, although it is well sheltered from the western sun.



Hardenbergia violacea

After spending about 4 years in a large pot our *Hardenbergia violacea* has been growing in the garden for about another 3 or 4 years. It is very needy of water during dry hot weather. It does receive full afternoon sun, probably to its detriment. At the moment it is looking very healthy and hopefully will put on a good show of typical mauve flowers in late winter, as in previous years. We do have a second plant growing under trees which neither thrives nor ails.



Hardenbergia 'Mini Ha Ha'

Hardenbergia 'Mini Ha Ha' is a small and compact mounded shrub which sends out scrambling branches if allowed. It has deep purple flowers in late winter and is much more showy than it's parent *Hardenbergia violacea*. Plenty of sun and adequate moisture keep this one happy from year to year.

Callistachys lanceolata

Sandra Swain, WA

I was delighted to receive Shirley's email in December with some guidelines of what the pea study group might do. So out I went to explore my patch and see what I might study, being non-botanical and knowing two pea names, maybe. My patch is 80 acres between Albany and Denmark WA, in the Torbay area. We bought the property to grow avocados so a hill or good drainage and at least one slope facing away from the wind was a requirement.

Since it was around Christmas, I was up on a tractor doing firebreaks and kept getting hit in the face with a lovely yellow flowered pea. It was one of the plants I thought I knew, but no, it is not bossiaea, it is *Callistachys lanceolata*. According to <http://biology-assets.anu.edu.au> the name comes from Gr.: *calli-*, beautiful and *stachys*, spike; refers to the conspicuous and attractive inflorescence. It is also known by a few other names. The local aboriginal name is wonnich. Sometimes it is called native willow, or green wood, and was previously named *Oxylobium lanceolatum*. Fortunately it is relatively soft in leaf and flower and seed pod, so my face was not too stressed. There is a good description of all its bits (a great non-botanical term!) on the [Florabase website](#).

So after the recent email, I asked myself what I wanted to know and key was where does it grow? My property is trapezoidal in shape with the highest part of the hill in the north-west corner. Most of the uphill land is granite and karri and is also where all the development by people is - houses, sheds, paddocks. So cruising around on my quadbike, I was surprised to find that there isn't as much as I thought, it really isn't everywhere, its "down the bottom". Of course it is now April and no flowers to spot it by.

The literature says it grows in wet places and sandy, and yes the two main places are sandy though only wet in a non-visible way. I suspect the water table isn't too far away from the eastern patch as there are two shallow water holes in the area that are currently dry but have only been dry in my experience in the last two years. (We have been here since 1973.) The southern patch is some distance from two man-made dams. So until it stands out with bloom, I think I have two patches.

The surrounding vegetation is different for the two patches. The eastern one is in *Taxandria juniperina*. The southern one is on the end of an old jarrah patch and is under some planted blue gums. Back in the early days of blue gums my dad asked if it was okay to plant two. We did, and we have more! With lots of undergrowth, which may be what keeps the southern area damp enough for the *Callistachys*.

So the other thing I wanted to learn was what its seasonal cycle was like. The first point is obvious, it blooms in Jan and not in April. There are seed pods on it now and I took a few and they were starting to open but tough. I have found some that are dry enough to crumble. I popped some in a pot and then of course read further and found that Wikipedia says: "Cultivation: Seeds can be collected from the plant but the pods the seeds are found in should be left to dry on the plant before they are broken open. The seeds should be **scarified** before sowing.[6]"

So maybe I will go back in a few weeks and try again. I must label the pots so I will know when too early was!!! Unfortunately I also read that this plant is a weed in Victoria and an escapee in other places in the east. So I may be the only one trying to plant a few to see how they grow! But I have made a start in learning my peas and have enjoyed it. Going into the rainy season the bush smells so lovely that any excuse to get out there is good! And it hardly feels like isolation! Beats New York for sure!!!

Gardening with peas in Montrose

Marilyn Bull, Vic

I have been interested in pea plants for many years. I particularly like foliage plants and many of the peas fall into the category of interesting foliage, especially the bossiaeas.

My garden is on 1 acre in Montrose. Soil is loam over yellow clay, generally topsoil is not too deep. We generally have a reasonable rainfall, around 900-1000mm. Because I like forests I planted the back half of my cleared block with *Eucalyptus viminalis*. While giving too much shade now for many plants, I have been able to add a lot of peas to this environment. Their growth is slow because of the heavy shade.

I am currently adding to my range of species in the garden as it is probable that my garden will be one of those visited for the seminar [Ed: FC Rogers Biennial Seminar 2022 (see announcement in news)]. After a survey of all pea plants in the garden I hit all local nurseries just before isolation came in. It is difficult to find a range of pea plants in nurseries! A list of all the planted species is below.

Almaleea subumbellata

Aotus sp. Diffusa, *Aotus ericoides*

Bossiaea aquifolium, *B. cinerea*, *B. cordigera*, *B. foliosa* (small but growing), *B. heterophylla*, *B. linophylla*, *B. ornata*, *B. preissii*, *B. prostrata* (tiny), *B. scolopendria*,

Callistachys lanceolata

Chorizema cordatum, *C. diversifolium*, *C. ilicifolium*, *C. rhombeum*, *C. varians*

Daviesia cordata, *D. leptophylla*, *D. latifolia*, *D. ulicifolia* subsp. *ulicifolia*

Desmodium gunnii

Dillwynia cinerascens, *D. glaberrima*, *D. sericea*, *D. phyllicoides*

*Eutaxia diffusa*¹ (including a form from Kangaroo Island), *E. epacridoides*, *E. obovata*, *E. microphylla*²

Gastrolobium celsianum, *G. melanopetalum*, *G. minus*, *G. praemorsum*, *G. sericeum* (currently as 2 cuttings as an exuberant pup slid sideways through the new plant!)

Glycine clandestina

Gompholobium huegelii

Goodia lotifolia, *Goodia medicaginea*

Hardenbergia violacea (local)

Hovea acutifolia, *H. elliptica*, *H. heterophylla*

Indigofera australis

Jacksonia scoparia

Continued >



Hovea elliptica

Gardening with peas in Montrose (continued)

<Previous

Kennedia becxiana, *K. coccinea* subsp. *coccinea* (syn. *K. eximia*), *K. microphylla*, *K. prostrata*

Leptosema aphyllum

Mirbelia oxylobioides, *Mirbelia dilatata*

Platylobium infecundum (tiny), *Platylobium obtusangulum*

Pultenaea dentata, *P. gunnii*, *P. hispidula*, *P. microphylla*, *P. pedunculata*, *P. polifolia*, *P. 'Pyalong Gold'*, *P. scabra*, *P. subalpina*, *P. villosa*, *P. weindorferi*

Sphaerolobium vimineum

Swainsona greyana, *S. maccullochiana*, *S. galegifolia*

Templetonia retusa (upright and prostrate forms)

Viminaria juncea

I also contacted APS Victoria seed bank, and fellow members of Maroondah and the pea seminar committee who had a stock of pea seeds. I also found that I had a few from years of collecting. In all I have put down 31 species, generally between 5-7 seeds of each. All but 3 species have now germinated in part. A slight set back occurred when some slugs discovered some lovely fresh food! As a result I only have 1 seedling from several species and will probably put these down again soon. [Ed: More on Marilyn's propagation in the next newsletter]

Note 1: Treated as *Eutaxia microphylla* var. *diffusa* in Victoria

Note 2: Treated as *Eutaxia microphylla* var. *microphylla* in Victoria

NSW Faboideae and bushfire recovery

Karen Thumm, NSW

I don't know whether many of you will have seen the document "[Wildlife and Conservation Bushfire Recovery. Immediate Response January 2020](#)" put out by NSW government shortly after the main bushfires had been extinguished.

The document first outlines some fairly confronting statistics about the fires.

Fire affected 37% of the National Parks in NSW, over 80% of the Greater Blue Mountains World Heritage Area and over 54% of the Gondwana Rainforest World Heritage Area.

46 threatened plant species have more than 90% of their recorded sites within fire affected areas.

5.3 million hectares of NSW (6.7% of NSW) was affected by fire.

There is then a section on what is being done by government to help recovery of different species, including seed banking and collection of plant cuttings and weed control, as part of the Saving our Species program.

At the end of the document there is an Appendix showing how different threatened species were affected, based on the available fire mapping. Table 2 shows the plants and in this there are seven plants from the Faboideae subfamily.

[*Pultenaea bauerlenii*](#), the Budawang's bush-pea, listed as vulnerable under the *Biodiversity Conservation Act 2016*. 100% of all records of this species are in fire affected areas. There are 0% in unburnt National Park estate.

[*Bossiaea bombayensis*](#), the Bombay bossiaea, listed as vulnerable under the *Biodiversity Conservation Act 2016*. 90% of all records of this species are in fire affected areas. There are 0% in unburnt National Park estate.

[*Pultenaea* sp. *Olinda*](#), listed as vulnerable under the *Biodiversity Conservation Act 2016*. 86.8% of all records of this species are in fire affected areas. There are 0% in unburnt National Park estate.

[*Almaleea cambagei*](#), the Torrington pea, (previously in *Pultenaea*) listed as endangered under the *Biodiversity Conservation Act 2016*. 88.5% of all records of this species are in fire affected areas. There are 3.9% in unburnt National Park estate.

[*Pultenaea parrisiae*](#), Parris' bush-pea, listed as vulnerable under the *Biodiversity Conservation Act 2016*. 76% of all records of this species are in fire affected areas. There are 24% in unburnt National Park estate.

[*Indigofera baileyi*](#), Bailey's indigofera, listed as endangered under the *Biodiversity Conservation Act 2016*. 52.8% of all records of this species are in fire affected areas. There are 8.3% in unburnt National Park estate.

[*Bossiaea oligosperma*](#), Few-seeded bossiaea, listed as endangered under the *Biodiversity Conservation Act 2016*. 24% of all records of this species are in fire affected areas. There are 0% in unburnt National Park estate.

It will be interesting to see how these threatened plants recover from the fires and whether there will be an update on this document giving us more information as it comes to hand.

Members are invited to share their interests in pea flowers so that we can get to know each other. I will lead the way by telling you about my journey to becoming the leader of the study group and Andrew Knop tells us about his interest in identification and ecology.

Shirley McLaran: My Journey

About 25 years ago I decided to do a TAFE course to learn about soils and nutrients. I had grown up on a small crops farm on the outskirts of Brisbane, but didn't become interested in growing anything, until I had my own home and garden. A passionate bush regeneration teacher at TAFE encouraged me to attend the Society for Growing Australian Plants spring flower show. The tables of cut flowers on display at the show was a sight to behold and I was hooked on Australian native plants from that day. I joined the Pine Rivers Branch on the spot and quickly became obsessed with the need to know which family each species belonged to, and why. It didn't take long before I became a biennial conference junkie, where I learned so much from other 'plant people'. I was amazed at how a friend I met at a conference could name the genus each pea flower belonged to. She promised to give me her spare copy of Dorothy Woolcock's 'A Fieldguide to Native Peaflowers of Victorian and Southeastern Australia' as soon as I joined the Fabaceae Study Group. I still treasure that publication.

Seven years ago, my passion for plant identification and classification led me to undertake a Bachelor of Science, majoring in botany, at the University of New England. One of my proudest moments was being accepted to participate in the Volunteer Botanical Training Program at the Australian National Herbarium. Each year participants are given a short list of plants from which they choose a plant to research its horticultural potential, and contribute to the Australian National Botanic Garden's 'Growing Native Plants' web page. I couldn't look past the Swan River Pea, *Gastrolobium celsianum*.

I am amazed by the diversity of pea-flowered plants in Australia and want to share my passion with others. I expect leading the study group to be both challenging and rewarding. I will tell you about my pea patch in a future newsletter.



Gastrolobium celsianum

Andrew Knop

I have a 2,000 acre registered conservation reserve south of Dubbo. The property contains endangered fuzzy box woodlands and box gum grassy woodlands plus a variety of other dry sclerophyll forests and woodlands.

I am very interested in the identification and ecology of the pea family. Having read hundreds of pages of early explorers journals I am aware that the pea family was a very significant feature of the understorey of our western woodlands. I believe their contribution to nutrient cycling, habitat diversity, and as food and shelter for insects and animals is a key stone feature of our woodlands and dry forests. 200 years of over grazing and clearing has significantly reduced the diversity and extent of remaining populations with negative flow on effects to native ecosystems and primary production systems. Having culled feral goats on my patch I have seen significant regeneration of the pea biomass showing inherent resilience in the aussie bush landscape.

FJC Rogers Biennial Seminar 2022 - Pea family

APS Maroondah Inc is in the early stages of organising the 2022 seminar showcasing the pea genera of what used to be the Fabaceae family.

We expect the seminar to be held over a weekend in October, following the usual format of lectures, seminar dinner, garden visits and plant sales. The seminar will be held in the outer east of Melbourne, possibly in Mt Evelyn. It will be open to both members of APS and the public.

As final decisions and information becomes available I will share it with the Study Group members. This could be a good way for the members to get together and meet each other.

Marilyn Bull

Membership Form

The membership form is attached to my email. If you haven't completed one yet, please take a couple of minutes to fill out the form and email it to fabpeaemail@gmail.com.

The main purpose of the form is to find out what interests you about pea flowers and where you are located.

Thank you

Donations have been gratefully received from:

Native Plants Queensland (NPQ)

Pine Rivers Branch, NPQ

Photo Credits

Photos relating to articles were provided by the author of that article unless otherwise stated. Other photos were provided by the editor unless otherwise stated.

Future Issues

I aim to feature a genus in each issue. From the membership forms I have received so far, *Bossiaea*, *Hovea*, *Mirbelia* and *Pultenaea* are among our favourite genera. The featured genus will depend on the contributions I receive, so it is over to you to provide content. Future newsletters will also contain themes, for example, leafless taxa. Please put forward any ideas you have for themes.



Study Group Email

Please send newsletter contributions, suggestions, photos and any other correspondence to the study group email:

fabpeaemail@gmail.com

New Members

As this is the inaugural newsletter, the list of new members is quite extensive. All states and the ACT are represented and we have one international member.

Mark Abell, NSW	Hans Griesser, SA	Charlie Nolan, QLD
Bob & Beris Bannon, QLD	Carol Guard, QLD	Marlee Petrie, VIC
Mike Beamish, VIC	Sue Gwilym, VIC	Christine & Ross Reddick, QLD
Mario Bechelli, NSW	Tim Hayes, NSW	Masumi & John Robertson, ACT
Marilyn Bull, VIC	Norman Hulands, NSW	Marjorie Seaton, VIC
Allan Carr, QLD	Narelle Hulbert, NSW	Warren Simpson, VIC
Judy Clark, UK	Jennifer Johnson, VIC	Jan Sked, QLD
Johanna Coetzee, WA	Greg Kirby, SA	Marilyn Sprague, VIC
Glenda Datson, VIC	Andrew Knop, NSW	Brendon Stahl, VIC
Diana Dean, NSW	Don Lill, SA	Kevin Stokes, NSW
Douglas Down, VIC	Maree McCarthy, NSW	Sandra Swain, WA
Graham Ellis, VIC	Ross McDonald, VIC	Karlo Taliana, NSW
Chris Fletcher, VIC	Barbara Melville, NSW	Barry Teague, VIC
Alan Ford, ACT	Anthony Meyer, ACT	Mandy Thomson, VIC
Bev Fox, VIC	Lynne Mockridge, TAS	Karen Thumm, NSW
Julie Franke, VIC	John Morey, VIC	Ray Turner, VIC
Shelley Gage, QLD	Colin Mulquiney, NSW	Jenny West, VIC
Rosemary Gibbard, SA	Kris Nash, ACT	Brigitta Wimmer, ACT
Jan Glazebrook, QLD	Lynne Neilson, NSW	Bonni Yee, QLD
Maree Goods, VIC		Hunter Region Botanic Gardens , NSW