

ANPSA

Correa Study Group

ISSN 2207 - 9289 Newsletter No 67 December 2023

Newsletter editor:
Linda Handscombe
7 Settlers Lane, Illowa, 3282
0407700843
dlhandscombe@bigpond.com

Leader: Linda Handscombe dlhandscombe@bigpond.com
Correa Crawl: Jane Canaway jcanaway@yahoo.com
0425 701 756
Treasurer: Dot O'Neill oneills777@gmail.com 0428 882 068



Contents

News from our Gardens: Dot O'Neill, Bob O'Neill, Bruce Schroder, Bob Blake, David Carson, Linda Handscombe

Correas in the Wild: Mike Beamish

New Correas: Bruce Schroder

Description of Species and Varieties: Maria Hitchcock

Kings Birthday Weekend Correa Crawl: Frank Flynn

Can You Help?: Brendon Stahl

Membership/Financial Report:
Linda Handscombe, Dot O'Neill

Hello everyone,

Welcome to this edition of the newsletter. Thanks to everyone who contributed.

Special thanks to Maria Hitchcock for her assistance with those pesky reflexa varieties. I recommend you read the article closely and note the amendments to the last newsletter and then keep it close for future use. Thanks also to Cherree Densley for the lovely artwork in the article heading. I have 3 more up my sleeve.... aemula, baeuerlenii and decumbens so get cracking with an article so I can use them.

We are awaiting our first grandchild any day now. Someone little to show the wonderful world of plants and Correas to. We are so excited.

Have a love festive season.

Cheers Linda

News From Our Gardens

Grow Me Where I'm Happy Dot O'Neill

How often do we buy a plant to fill a spot and not fully check the conditions where it is likely to thrive? When we moved from Wandin to Narre Warren South we brought about two hundred plants. Many of these plants were correas as we then held the "Ornamental Plant Collection of Correas." Before we left Wandin we tried to get others to take correa cuttings in order to preserve the collection in a number of places. Upon arriving and without checking the soil type or understanding that we now had a high water table we set about planting. After 6 months we had learnt a lot! Almost all of the planted plants had died. At that stage I was convinced that we would never have plants living in our garden, however we now have a thriving garden. We cannot grow correas like we could in the rich red soil in Wandin but with careful planting we are getting much better results. *Correa lawrenceana* var. *cordifolia* "Christmas in July" is thriving where it is and by far our happiest correa. A recent trip to our son's place in Heathmont showed me what planting a plant in its favoured conditions can do. The Heathmont form of *Correa reflexa* is flourishing in his bush garden under tall gums and in the natural Heathmont soil. Whilst we all may be able to grow plants from other areas of the state or from other areas in Australia, we do need to consider what conditions the plants would grow best in, by checking the soil type and conditions from where they grow naturally.

C. reflexa from Heathmont below and right



C. lawrenceana var. *cordifolia* 'Christmas in July' above and below



Correas in Late Spring Bob O'Neill



C. lawrenceana

I went for a garden stroll on a moist, cool late October morning, just to check out what correas were in flower. To put it briefly, almost no correas were in flower. *Correa reflexa* Belka Road was an exception with a modest display, as were *Correa calycina* and a red flowering *Correa lawrenceana*. Clearly, in our location correas generally do not flower at this time of the year.

We have a few potted correas now ready to plant out into a limited number of available smaller sites scattered about the garden. Once planted, these newly planted correas will be marked with brightly coloured flower pots on stakes as an aid to locate the plants for watering in the months now ahead.

The other correa task is to check which correa forms require cuttings to be taken so as to help conserve the range of these plants now held in our garden. I have reached the stage where space is limited so the aim is to conserve the range of forms now held rather than add more variations to the garden.

In general the correas are looking well with the biggest problem being that as the garden matures further, some smaller plants are placed under pressure to survive, a problem that we must manage as well as possible.

Paul Kennedy's *Correa lawrenceana* Linda Handscombe



In mid June this year the Warrnambool and District APS Group travelled to Elliminyt near Colac to visit Paul Kennedy and his amazing *Hakea* collection. Amongst his extensive collection was this beautiful *Correa lawrenceana*. The original material came from a specimen north of Beech Forest in Western Victoria where apparently it is common in the higher parts of the Otways. According to Flora Victoria, the only *lawrenceana* in the area is *Correa lawrenceana* var. *latrobeana*.

Correa reflexa var *speciosa* Bruce Schroder



I've grown this particular little form of *Correa reflexa* var *speciosa* for many years now, not always successfully. It is one of the late flowering forms, at its peak now in mid October. It's origin/history is a mystery to me, having purchased my first plant from Kuranga Nursery here in Melbourne perhaps 10 or 15 years ago. Like many *speciosa* forms I have grown over the years, this one is reluctant to thrive in the open garden here in outer eastern Melbourne, preferring container cultivation.

With narrow dark, glossy, green leaves, this is typical for the variety although it is most certainly the smallest in all aspects of the forms I have come across. Leaves are generally only 3-5mm wide and 10-20mm long, with the well reflexed petals no more than 20mm long. I rarely see many flowers at a time on my plant as the Rosellas generally strip them before they fully mature. Although busy early in the season, they have for some reason left my plant alone in recent weeks leaving me with possibly the best display ever. This has also revealed an interesting phenomenon I had not noticed previously in that as they mature, the bells split, allowing a stamen to protrude out at each split, from the centre of the flower.

My current plant is approximately 5 years old in its 300mm diameter terracotta pot and about 450-500mm round and 300mm high. I regularly take the tips out of any new growth, as I do with all my *correas*, to keep it bushy, although it is starting to get a little woody in the centre. It is such a cute little specimen but one that has come to me with no information as to its origin. Any thoughts in this regard would be much appreciated.

Just as a comparison, I have included as my last photo, a comparison with a form of *Correa reflexa* I call Jubilee, collected from the side of the road abutting the Dandenong Ranges National Park here in outer eastern Melbourne. The original plant was bulldozed when the dirt road was kerbed and sealed. With leaves to 90mm long, this one is by far the largest form (in leaf) of *Correa reflexa* I grow but that's another story, for when its flowering.



Bruce Schroder sent these lovely photos of his correa with his article for the newsletter and one week later he sent the photo below. The rosellas had found the correa!!!



Correas at My Place Neil Duncan

I have very few correas in the garden – *C. Correa alba* var. *alba* x - 'Skye Bells', *C. pulchella* 'Pink Mist', *C. 'St Andrews'*, *C. pulchella* 'Autumn Blaze', *C. 'Maid Marian'* and a rampant *Correa calycina*. They have all coped well over recent years despite other plants trying to grow over them. The *C. calycina* grew to about 2.5m high and wide and tried to hide several other plants so it has had a severe hair cut but it will come back as strong as ever.

Most of my correas are in 14 – 15cm pots with a lucky few in 20cm pots. These have been used as stock plants for cuttings over the last few years but many need replacing. Ideally they would go in the garden but of course I don't have the space. Next best would be potting up into a bigger pot – but I don't have the space, so I might get another year out of some of them and then they will have to be thrown out and replaced with a cutting grown one.

They get regularly watered, fertilised and pruned but enough is enough over a few years.

The potted ones are:

C. glabra var. *turnbullii* 'Barossa Gold'

C. alba var. *pannosa* 'Western Pink Star'

C. decumbens Kangaroo Island form

C pulchella Kangaroo Island form

C. reflexa 'Fat Freda'

C. reflexa 'Linda's Peach'

C. alba var. *alba* 'Gwen'

C. reflexa var. *speciosa* 'Red Empress'

C. reflexa var. *speciosa* 'Fat Fred'

C. pulchella Red

C. pulchella Orange

C. reflexa Brisbane Ranges

C. pulchella x - 'Coralie'

C 'Bev's Beauty'

C. 'Bev's Bounty' - these two are seedlings from Doug Down's garden

C. glabra var. *turnbullii* 'Summer Bells'

C. 'Hayley'

C. 'Marian's Marvel' x *C. reflexa* var. *speciosa* 'Federation Belle'

C. alba var. *alba* x - 'Portland Belle'



2 unnamed but look like a form of *reflexa*

Seedlings in the Wimmera Bob Blake

Just a short note about our correas in our garden. It has been an exceptional year for self seeding, so far we have potted up over 100 seedlings into super tubes and will probably still be finding some more after the 70mm of rain over the weekend. How many we will keep will depend on the flower.

Pink Correas! David Carson

I'm new to correa collecting and currently have about 40 correas of different types. I collect solely pink correas as that's my favourite colour. Here are some currently flowering in my garden.



An Exciting Tale of Poor Judgement, Danger and Correas Linda Handscombe

What would you do to save a precious correa? Risk life and limb? In early September we had a wild windstorm early in the morning. I could see a precious little *Correa pulchella* from Kangaroo Island being thrashed around. In a premeditated [ie not spontaneous] move, I went and unlocked the shed and got some bamboo stakes and a hammer. I stood before the correa and looked up at the eucalypt above and thought I probably shouldn't be doing it, but decided the tree would fall the other way and went ahead. It didn't and when I heard the sickening crack I dived but got clobbered anyway. The correa is fine and I have recovered and nothing was broken except my pride. Interestingly, we lost a few trees, lots of tree limbs and a number of shrubs in the windstorm but no correas.



Correas in the Wild

Winter Camping Mike Beamish

Camping out in the bush in the middle of winter is not everyone's idea of a good time and with the weather we encountered during 4 weeks of travels in western Victoria and eastern South Australia, then a weekend in South Gippsland, we can understand why. We copped the lot - horizontal rain, gale-force winds, single digit daytime maximum temperatures and night-time minimums hovering around frost. Five layers of clothing, beanies, double-doonas and hot-water bottles were the norm. Despite all this, we managed to spend most of our days warmish and dry, roaming around numerous reserves looking for birds, beasts and flowers. Highlights were Yellow-footed Rock Wallabies in a couple of gorges in the southern Flinders Ranges, Giant Cuttlefish in Spencer Gulf, Red-capped Robins in Gluepot and orchids all over. We did find quite a few species of plants in flower, here are the correas.

The first ones we found were in the Little Desert, on the Stringybark Loop walks off the Nhill-Harrow Road. It was late June, the countryside was quite damp and cold and there weren't a lot of flowers, but enough to catch our eye and prompt a photo. Presumably they are *Correa reflexa* var. *scabridula* (three separate plants).



C. reflexa var. *scabridula* [?]
Nhill-Harrow Road.



A couple of weeks later in early July, we were at the end of the Yorke Peninsula in Dhilba Guuranda (Innes) National Park where *Correa pulchella* was beginning its flowering period. Not all plants had open flowers, but most had buds forming, both the wind and salt-pruned plants out on the exposed headlands and the shrubby plants in the more sheltered woodlands. (West Cape Track, Roysten Head Track, Gym Beach Track)



C. pulchella West Cape Track



C. pulchella Roysten Head Track



C. pulchella Gym Beach Track



Lastly, we spent a weekend camped at White Womans Waterhole in the Won Wron State Forest in South Gippsland in mid-July. The *Correas* here, presumably *C. reflexa* var. *speciosa*, also seemed to be just getting underway and the flowers were very sporadic on plants that were mostly very short, virtually prostrate. One plant we found was a little taller with a few more flowers on display.



***Correa aemula* in the Grampians Mike Beamish**

Here are a couple more photos of correas in the wild. At the recent (late September) APS Victoria activities hosted by APS Grampians around Pomonal, two of the sites visited had the Hairy Correa *C. aemula* putting on a nice display - Heatherlie (Mt Difficult) Quarry and the walking track from Troopers Creek campground up Dead Bullock Creek. Other correa species were also present but, alas, no flowers at this time of year, though the bush generally was a picture of wildflowers. A great time of year to visit the area! The first two photos are from the quarry.



C. aemula Heatherlie Quarry

C. aemula Heatherlie Quarry



C. aemula Troopers Creek campground



New Correas

Correa 'Choc Leaf'

Foliage like no other

A stunning new Australian Native Correa, unlike anything else! The unique black-brown foliage creates a dramatic display in the garden, featuring bold salmon-pink new growth throughout the year. 'Choc Leaf' forms a low branching, neat compact shrub that is exceptionally robust with added frost and dry tolerance. The dark foliage is decorated with yellow and pink tubular blooms from late autumn and throughout spring. Suitable for various garden designs and wildlife-friendly spaces, Correa 'Choc Leaf' will create picturesque displays in your garden.



Thanks to Bruce Schroder for alerting us to the new correa release above with its intriguing chocolate dipped leaves.

This correa seedling on the right came up in our garden in Illowa a few years ago and flowered well for the first time this year. The photo does not do it justice but the tips of the petals look like they have also been dipped in chocolate.



Description of Species and Varieties



In the last edition of the newsletter I incorrectly labelled all the correas photographed on the Correa Crawl in the Brisbane Ranges and the Lerderderg State Park as *Correa reflexa* var. *reflexa*. A large number of the photos were *Correa reflexa* var. *speciosa*. Maria Hitchcock has very kindly prepared the following article for us all. I'll let you decide which is which. I find it difficult. Apologies for the font size etc. I had some trouble inserting the document.



***Correa reflexa* varieties** Maria Hitchcock OAM

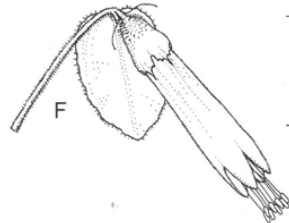
In the last newsletter it appeared that members were having all sorts of problems in identifying correas in the field in Victoria. It's not your fault. The variations within *Correa reflexa* varieties appear to be endless and quite confusing. The problem is with the red *C. reflexa* varieties. I decided to go back to the **Paul Wilson's revision and Correa chapter in the Flora of Australia Vol 6**. to see if I could make any sense of it. Wilson says of *C. reflexa*:

A very variable species. Seven varieties are recognised but these cannot easily be delineated as each grades into one or more of the other varieties and each hybridises with those Correa species with which it comes in contact.

So let's look at the **green** *C. reflexa* varieties in the Correa key which are easy to identify.

1. Corolla green to yellow

2. Calyx with 4 deep triangular lobes **9b. var. lobata**



9b. *Correa reflexa* var. *lobata* Paul G. Wilson, Nuytsia 12: 100 (1998)

T: headwaters of Bunyip R. , 10 km NE of Gembrook, Vic., 27 June 1959, T.B.Muir 774; holo: MEL.

Shrub to 2 m. Leaves ovate, mostly 2—4.5 cm long, rounded or subcordate at base, crenulate, papery, scabridulous adaxially, moderately fawn stellate-hairy abaxially. Flowers on slender axillary peduncle; terminal leaves clasping a cluster of flower buds. Calyx obconical, to 16 mm long, sparsely stellate-hairy abaxially; upper $\frac{1}{2}$ divided into 4 triangular acuminate lobes. Corolla narrowly cylindrical, to 3.5 cm long, entirely yellow green. Fig. 57 F.

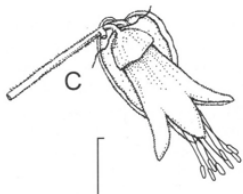
Found in the Dandenong and Powelltown area of Vic.; growing in eucalypt forest and heathland in hilly terrain. Flowers principally autumn to spring.

Vic.: Gembrook, 16 Aug. 1917, E. H. Ising (AD); S of Avonsleigh, Dandenong Ra., M.G.Corrick 5040 (MEL); 3 km W of Powelltown, D.Foreman 1037 (CANB); Cranbourne, J.H.Ross 2594 (MEL).

This variety is similar to *var. reflexa*, into which it grades, but differs in having a deeply lobed calyx.

3: Flowers erect to drooping, not obviously clasped by foliaceous bracts Calyx fawn-tomentose; anthers prominently exerted

9f var. *insularis*



9f. *Correa reflexa* var. *insularis* Paul G. Wilson, Nuytsia 12: 103 (1998) T: Section 36, Hundred of Haines, Kangaroo Is., S.A., 23 May 1989, P.J.Lang 8544; holo: AD.

Erect shrub to 2 m high. Leaves: petiole c. 4 mm long; lamina broadly ovate to circular, mostly 1.5—2 cm long, rounded at base, flat, obtuse, minutely stellate-scabridulous adaxially, tomentose with obvious stellate hairs abaxially. Flowers terminal to branches, not surrounded by obvious leafy bracts, erect to drooping. Calyx thin, cup-shaped, 3—4 mm long, truncate and shortly 4-dentate, fawn-tomentose. Corolla

narrowly cylindrical, c. 2 cm long, yellowish green, moderately rusty-stellate-hairy towards apex but sparsely so towards base. Anthers well-exserted, narrowly oblong and narrowed towards obtuse apex. Fig. 57C.

Endemic to Kangaroo Is., S.A., mainly in the eastern half; found on a variety of soils including ironstone and sand. Flowers autumn to spring.

3: Flowers erect to drooping, not obviously clasped by foliaceous bracts

4: Calyx rusty-tomentose; anthers not or scarcely exserted var. *nummulariifolia*

9g. ***Correa reflexa* var. *nummulariifolia*** (Hook.f.) Paul G.Wilson, Trans. Roy. Soc. S. Australia 85: 30 (1961)

C. speciosa var. *nummulariifolia* Hook.f., Fl. Tasman. 1: 62 (1855), as *nummulariæfolia*. T: Flinders Is., Bass str., Tas., 26 Mar. 1844, J.Mi11igan per C.Gunn 1945b, lecto: K; isolecto: CANB, MEL, fide P.G.Wilson, Nuytsia 12: 104 (1998).

Low shrub. Leaves very shortly petiolate, ovate to circular, mostly 1—2 cm long, rounded at base, scabridulous and sparsely stellate-hairy adaxially, tomentose with obvious stellate hairs abaxially. Flowers 1—3, terminal to branchlets, erect to drooping; terminal pair of leaves not differentiated. Calyx hemispherical, \pm truncate, densely rusty-tomentose. Corolla cylindrical or slightly expanded above, c. 2 cm long, greenish yellow. Anthers enclosed or just exserted, oblong, rounded at apex.

Found in the islands of the Furneaux Group, Bass Strait, Tas.; on mountains and coasts. Flowers autumn to spring.



Tas.: Cape Barren Is., J.S. Whinray 437 (HO); Clarkes Is., J.S. Whinray 2379 (MEL); Babel Is., J.S. Whinray 1753 (MEL).

This taxon, although here treated as a variety, appears to be a member of an intergrade involving *C. backhouseana*, *C. alba* and *C. reflexa* var. *reflexa* and therefore few collections precisely match the type. A similar plant is found on the E coast of Tas. where a hybrid origin is apparent.

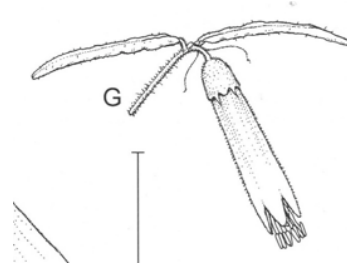
(Note: The form from SW Vic falsely identified as var. *nummulariifolia* is *Correa reflexa* var. *reflexa*. e.g., Granny's Grave).

Now for the red and green varieties

1: Corolla red or orange with green or pale lobes

5 Leaves narrowly oblong; calyx 8-10 lobed (4 lobes linear and 4 broadly triangular)

9e. *var. angustifolia*



9e. *Correa reflexa* var. *angustifolia* Paul G. Wilson, Nuytsia 12: 102 (1998)

T: Victoria Ra., The Grampians, Vic., 23 Feb. 1957, MM. & P.E.Finck & A.C.Beaug1eh01e ACB4038; holo: MEL, iso: ME L.

Shrub to 1 m high. Leaves narrowly oblong, 1.5—3 cm long, obtuse, somewhat recurved, scabrid adaxially, densely rusty-flocculose abaxially. Calyx hemispherical or bell-shaped, shortly 8-10bed (sepaline lobes linear to 1.5 mm long, intersepaline lobes triangular to 1 mm long), c. 5 mm high to base of lobes, with dense rusty tomentum, sometimes slightly folded towards margin. Corolla cylindrical, 3—4 cm long, red with pale green lobes. Anthers obtuse.

Found principally in the Victoria Ra. and the Mt William Ra. in The Grampians, Vic.; often growing on sandstone slopes in stringy bark (*Eucalyptus viminalis*) woodland. Flowers autumn to spring.

Vic.: Redmans Gap, The Grampians, D.E.Albrecht 3167 (MEL); Barneys Ck., Mt William Ra., 30 sept. 1959, .J.H.Wi11is (MEL); Silverband Rd, The Grampians, 23 Mar. 1961, M.E.Phillips (CANB); Cultivation Ck, Victoria Ra., H.Streimann 2960 (PERTH).

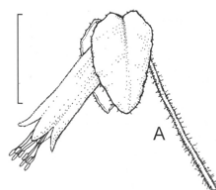
This variety may be recognised by its narrow leaves which are recurved on their margins and densely flocculose abaxially, its 8-10 lobed calyces, and its large red corollas. Although treated here as a variety of *C. reflexa* it has the appearance of being a hybrid between *C. decumbens* and a red-flowered variety of *C. reflexa*, however, *C. decumbens* is not known to occur in Vic.

This variety intergrades with *C. reflexa* var. *speciosa*. Hybridisation also occurs wherever *C. reflexa* var. *angustifolia* and *C. aemula* grow next to each other.

5: Leaves narrowly to broadly ovate or cordate; calyx truncate or 4-dentate

6 Flowers drooping, usually clasped between 2 reflexed foliaceous bracts

9a. var. *reflexa*



9a. *Correa reflexa* (Labill.) Vent. **var. reflexa**

C. virens Hook., J. Bot. (Hooker) 1: 253 (1834), nom. illeg. non Sm. (1806). T: Tas., R.Gunn 152; sym K; Tas., 183 1,

R.Lawrence; syn: K. [Evidently described in error, see W.J.Hooker, Companion Bot. Mag. 1: 276 (1836)]

C. cordifolia Lindl. in T.L.Mitchell, Three Exped. Australia 2: 231 (1838). T: Near junction of Crawford R. and Glenelg R. [Vic.], 24 Aug. 1836, T.L.Mitche11 295; holo: CGE, iso: MEL.

C. rubra var. *virens* A.E.Jarman, Austral. Pl. Drawings t. 35 & 36 (1927). T: not cited, if based on *C. virens* Sm. then illegitimate.

Shrub to 2 m high. Branchlets loosely rusty-flocculose. Leaves thin, very-shortly petiolate, broadly ovate, 1.5—5 cm long, cordate or rounded at base, obtuse, sparsely stellate-hairy or scabridulous adaxially, fawn-tomentose to sparsely stellate-hairy with moderately large hairs abaxially. Flowers 1—3 (—5), usually nodding; peduncle axillary, often slender, terminating in a pair of foliaceous bracts that are frequently reflexed and clasp the flowers. Calyx hemispherical, truncate to undulate or shortly 4- 10bed or 4-dentate, fawn- to rusty-tomentose. Corolla narrowly cylindrical (or narrowly obconical), 2.5—3 cm long, predominantly green or yellow (sometimes dull red with green lobes). Anthers shortly exserted, narrowly oblong and obtuse to narrowly triangular and acuminate.

Found in the mountains of SE Qld., eastern N.S. W. , and eastern Vic., and in the coastal and near-coastal areas of southern N.S.W., Vic., southern S.A., and eastern Tas. Often growing in damp gullies and rainforest. Flowers Apr.—Sept.

S.A.: W bank of Glenelg R., D.N.Kraehenbueh1 956 MEL). Qld: Mt Huntley, P.1.Forster 15759 (BRI). N.S.W.: Bents Basin, Blue Mtns, J.Pulley 917 (CANB). Vic.: Drummer State Forest, T.J. Christensen 319 (MEL). Tas.: North Bruny Is., J.D.Briggs 1502 (HO).

A variable taxon. On the NE coast of Tas. is found a form with small leaves rounded at base and almost glabrous abaxially which appears to grade to the N and S into typical var. *reflexa*. In East Gippsland, the Snowy Mtns and in the Southern Tablelands of N.S. W. the flowers are sometimes dull red and green and are broader than is usual in var. *reflexa*. On the N coast of Tas. is found a form with red and green flowers that otherwise differs little from the more widespread green-flowered plant.

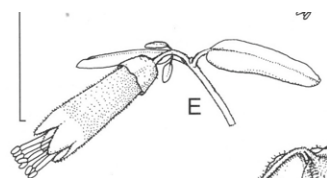
In far SW Vic. is found a variant with green flowers and with thin, sessile, cordate and dentate leaves that are sparsely pubescent beneath. It was on this variant that the name *C. cordifolia* was based. It intergrades with both var. *speciosa* and *C. alba* var. *pannosa*. The variant found in far SE S.A. is a red-flowered plant that is intermediate in morphology between var. *scabridula* and the SW Vic. variant of var. *reflexa*.

On the E side of Port Phillip Bay and near Port Campbell are found plants that appear to be derived from an introgression between var. *reflexa* and *C. alba* var. *alba*.

6: Flowers erect to drooping, not clasped between reflexed foliaceous bracts

7: Corolla broadly cylindrical or slightly inflated (N.S.W.; SE & central Vic)

9c. var. *speciosa*



9c. *Correa reflexa* var. *speciosa* (Andrews) Paul G. Wilson, Nuytsia 12: 101 (1998)

C. speciosa Donn ex Andrews, Bot. Repos. 10: t. 653 (1812); *Antommarchia rubra* Colla ex C.Presl, Repert. Bot-Syst. I: 185 (1834), nom. illeg. based on preceding; *C. speciosa* var. *speciosa*, cf. Hook.f., Fl. Tasman. I: 62 (1855); *Antommarchia speciosa* (Andrews) B.D.Jacks., Index Kew. 1: 157 (1895) pro syn., nom. inval. T: "native of New Holland"; holo: illustration in H.C.Andrews, loc. cit..

C. cardinalis F.Muell. ex Hook., Bot. Mag. 82: t. 4912 (1856); *C. speciosa* var. *cardinalis* (F.Muell. ex Hook.) J.Stirl., Proc. Linn. Soc. New South Wales 1: 1058 (1887); *C. speciosa* f. *cardinalis* (F.Muell. ex Hook.) Siebert & Voss, Vilm. Blumengärtn. ed. 3, 1: 170 (1896); *C. reflexa* var. *cardinalis* (F.Muell. ex Hook.) Court, Victorian Naturalist 73: 175 (1957). T: illustration in W.J. Hooker, loc. cit.

Spreading shrub to 1 m high. Leaves narrowly ovate to ovate, mostly 1—2 cm long, obtuse, rounded or slightly cordate at base, often recurved, somewhat coriaceous, sparsely stellate-hairy and scabrid adaxially, sparsely to densely fawn-tomentose abaxially. Flowers solitary, terminal to branchlets, erect to drooping; subtending leaves not modified and not adpressed. Calyx hemispherical, 3—4 mm high, ±truncate, scarcely dentate, rusty-tomentose with compact stellate hairs. Corolla broadly cylindrical or slightly inflated, 2.5—4 cm long, red with greenish lobes. Anthers slightly exerted, obtuse to rounded.

Coastal N.S.W., S of Port Stephen, and SE and central Vic.; growing on coastal dunes, sand, or on sandstone in dry sclerophyll woodland. Flowers autumn to spring.

N.S.W.: Port Stephens, 1 sept. 1941, C.Davies (NSW); La Perouse, R. Coveny 11208 (CANB). Vic.: Wilsons Promontory, E.Chesterfield 2488 (CANB); 7 km E of Marlo, S.Forbes 2841 (MEL).


Near Ulladulla, N.S. W. , is found a variant with a pale yellow corolla which appears to grade into the common red variant and which is possibly the result of an intergradation between var. *speciosa* and the green-flowered var. *reflexa* that is found further inland.

Near Sydney plants that appear to be intermediate between var. *reflexa* and var. *speciosa* have been collected.

Hybrids with *C. alba* var. *alba* are found in coastal areas. This variety grades westwards into var. *scabridula*.

6: Flowers erect to drooping, not clasped between reflexed foliaceous bracts

7: Corolla trumpet-shaped (S.A.; western Vic.) **9d. var. *scabridula***



9d. *Correa reflexa* var. *scabridula* Pål G. Wilson, Nuytsia 12: 101 (1998)

T: Coorong Rd near salt Ck, c. 60 km SSE of Meningie, S.A., 4 May 1958, D.J.E. Whibley 193; holo: AD.

Erect or spreading shrub to 0.5 m high. Leaves: petiole 2—3 mm long; lamina ovate, c. 1.5 cm long, rounded to slightly cordate at base, somewhat recurved and irregularly undulate on margin, coriaceous, scabridulous adaxially, moderately rusty stellate-hairy abaxially. Flowers erect to drooping, not clasped between reflexed foliaceous bracts. Calyx hemispherical, truncate or 4-dentate,

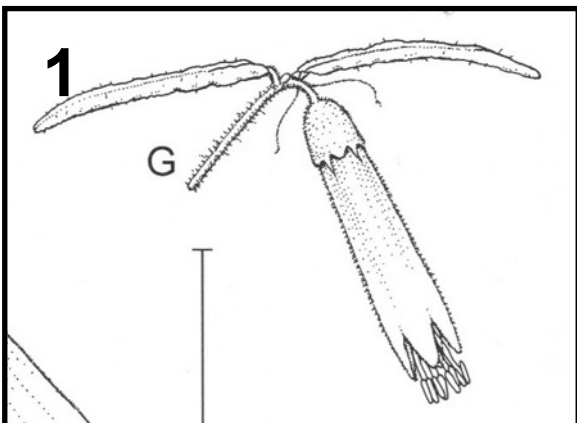
loosely to densely rusty-stellate-tomentose. Corolla trumpet-shaped, 1.5—2 (—3) cm long, red to orange with paler lobes. Anthers shortly exserted, narrowly oblong, rounded at apex. Fig. 57D.

Found in the Mt Lofty Ra. in S.A. to western Vic.; generally growing as an understorey in mallee heathland. Flowers autumn to spring.

S.A.: 4 km NE of MacLaren Flat, A.W.Be11 200 (AD); 3 km NW of Coomandook, M. C.R.Sharrad 958 (AD); Mt Boothby Conservation Park, E.NS.Jackson 5699 (AD). Vic.: Little Desert, M.G. 6281 (MEL).

In S.A. this variety hybridises with *C. glabra* var. *turnbullii* while in The Grampians it hybridises with *C. reflexa* var. *angustifolia*. In Victoria it grades eastwards into var. *speciosa* and collections from the intermediate zone cannot be precisely determined. In far SW Vic. it forms introgressive populations involving both var. *reflexa* and *C. alba*.

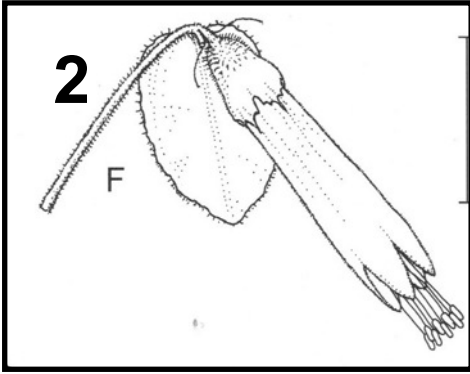
The 7 varieties of *Correa reflexa* with sketches and photos of the typical flowers



Correa reflexa var. *angustifolia*



C reflexa var. *angustifolia* - Grampians - notice how leaves turn up.

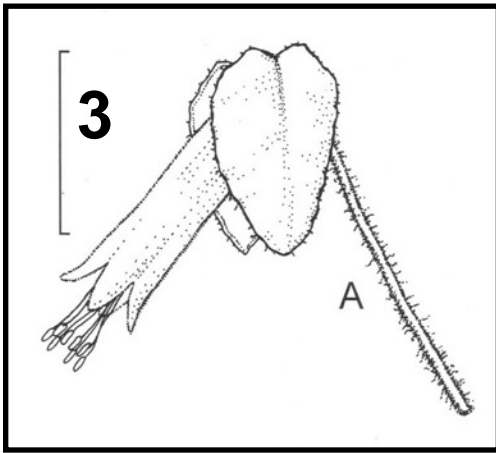


Correa reflexa var. *lobata*

No photo for *Correa reflexa* var. *lobata*



C reflexa var. *reflexa* - Cann River - typical green form from E. Gippsland



Correa reflexa var. *reflexa*



C reflexa var. *reflexa*- Buchan - typical inland Victorian form with red bell



C reflexa var. *reflexa* - Baldersleigh near Armidale - all the northern forms have green bells



C reflexa var. *reflexa* - Abercrombie Caves NSW - these southern inland forms often have some reddish tones



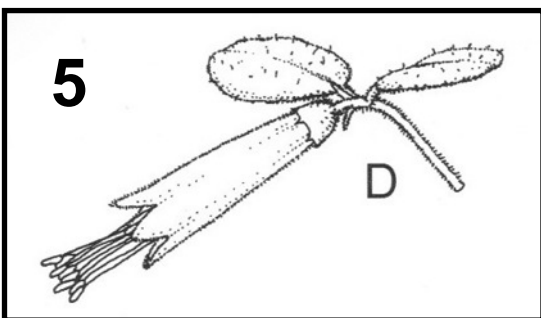
C reflexa var. *reflexa* - Granny's Grave Track - not typical and may be natural hybrid with *C. alba*



C reflexa var. *nummularifolia* - Flinders island - endemic to the Furneaux Group of islands Tas

4

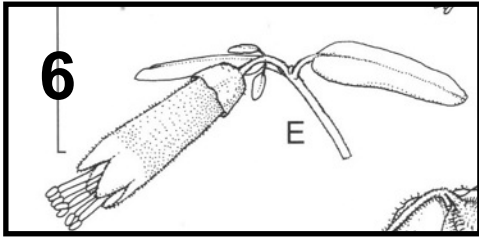
No diagram for *C reflexa* var. *nummularifolia*



Correa reflexa var. *scabridula*



C reflexa var. *scabridula* Little Desert - flowers trumpet shaped - leaves rough on upper surface



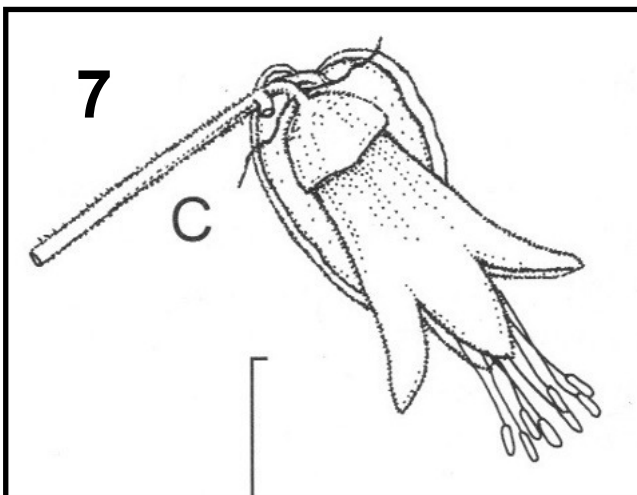
Correa reflexa var. *speciosa*



C reflexa var. *speciosa* - Marlo - very deep red - leaves not clasp-like - often bulbous flower



C reflexa var. *speciosa* - Point Hicks Rd - note bright red bulbous bell



Correa reflexa var. *insularis*



C reflexa var. *insularis* - Lashmar KI - endemic to eastern part of KI

The King's Birthday Weekend Correa Crawl



Correa Crawl 2025 Frank Flynn

At this year's excellent Correa Crawl, I volunteered to organize the next one at Mallacoota. I am sure there will be a reasonable range of flora other than correas to observe over the June long weekend however I was wondering if the November Cup Day 'sort of extended long weekend' would make better sense because it is a long way from where the majority of members live. There would be more chances for people travelling east to do a few side trips on the way to or from Mallacoota.

I was not able to get to Mallacoota in late November this year to check what correas were flowering. But as the dominant correa is *reflexa*, there will always be a few flowers blooming. I know *Correa alba* grows at a couple of locations off the highway between Orbost and Mallacoota. *Correa lawrenceana* that tends to have a long flowering was on MT Bemm but I haven't been back to check it since the 2000 fires.

The main reason to pick November is that a much wider range of plants are in bloom then and far East Gippsland has a fantastic range of plants.

People travelling from NSW don't get Cup Day I realise and people travelling from SA will be no doubt taking an extended trip anyway. Older members can be more flexible than younger members and in no way do I wish to discourage younger members.

I am not sure how to continue the discussion but am happy to receive feedback from members at fflynn31@gmail.com

Please send your feedback to dlhandscombe@bigpond.com too

We don't have to decide any time soon, so I will be planning to visit Mallacoota in June, late October and early November next year to see what is happening botanically.

May your garden flourish and we all get rain in the next few days.



Correa reflexa from the Betka Road area Mallacoota

Can You Help?

If you'd like to ask other members a question regarding correas, here's a section for you. Ask your question here with your contact email for an answer.

I would like advice on how to get good flowering of correas, if anyone has advice on fertilising and how often, I would love to hear from them.

Regards,

Brendon Stahl

brendonstahl@bigpond.com

Making Newsletter Contributions

Please send any articles and photos to me at dlhandscombe@bigpond.com.

Send articles separate to photos and please make sure that photos are high resolution.

If you're mentioning correa cultivars in your article and you know the parentage of the cultivar, please include it.

Newsletters are produced twice a year in June and December.

Membership

Membership of the Correa Study Group is free as newsletters are sent digitally.

Current membership is 70 households and various groups.

If you know of APS members who wish to join, or if you're not a member yourself, go to anpsa.org.au and follow the links to Study Groups and the Correa Study Group. There you will find a membership form.

Correa Study Group members should be members of an APS group.

If you wish to be removed from the mailing list, please let me know. If you'd like a copy of the Correa disk, let Dot O'Neill or myself know.

Financial report Dot O'Neill

Bank Balance as at last newsletter \$1076.34

Fund Transfer from Russell Dahms (Previous Treasurer before us)
\$213

Bank Balance as at November 2023 now \$1289.34

Current balance \$1289.34